













PAGODA "CLASSIC" (quadrata)

	A	H	H 2	m ²	Massima Lunghezza	 ≤ m ³	 ≤ Kg	n° colli	
m 3.00 x 3.00	m 3.00	m 2.28	m 1.50	7.30	m 2.70	m 0.27	132	8	
m 4.10 x 4.10	m 4.10	m 2.28	m 1.90	11.44	m 3.80	m 0.29	170	8	
m 4.90 x 4.90	m 4.90	m 2.28	m 2.40	21.16	m 4.60	m 0.30	197	8	
m 6.00 x 6.00	m 6.00	m 2.28	m 2.90	32.50	m 5.70	m 0.34	317	12	






PAGODA "CLASSIC" (rettangolare)

	A	B	H	H 2	m ²	Massima Lunghezza	 ≤ m ³	 ≤ Kg	n° colli	
m 3.00 x 4.10	3.00	4.10	m 2.28	m 1.63	10.26	m 3.80	m 0.30	150	8	
m 4.10 x 4.90	4.10	4.90	m 2.28	m 2.00	17.50	m 4.60	m 0.32	185	8	
m 4.90 x 6.00	4.90	6.00	m 2.28	m 2.40	26.20	m 5.70	m 0.33	270	10	

PAGODA "CLASSIC" (esagonale)

	A	H	H 2	m ²	Massima Lunghezza	 ≤ m ³	 ≤ Kg	n° colli	
m 3.00	3.00	m 2.28	m 1.70	18.94	m 3.26	0.31	225	11	
m 4.10	4.10	m 2.28	m 2.20	37.50	m 4.47	0.34	268	11	
m 4.90	4.90	m 2.28	m 2.70	55.00	m 5.40	0.37	388	11	

PAGODA "CLASSIC" (ottagonale)

	A	H	H 2	m ²	Massima Lunghezza	 ≤ m ³	 ≤ Kg	n° colli	
m 3.00	3.00	m 2.28	m 1.90	35.20	m 4.10	0.39	291	15	
m 4.10	4.10	m 2.28	m 2.70	69.70	m 5.75	0.44	369	15	